


Thyristor Modules Thyristor/Diode Modules

PSKT 95
PSKH 95

$I_{TRMS} = 2x 180 A$
 $I_{TAVM} = 2x 116 A$
 $V_{RRM} = 800-1800 V$

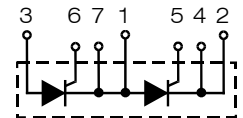
Preliminary Data Sheet

V_{RSM} V_{DSM} V	V_{RRM} V_{DRM} V	Type			
		Version 1		Version 8	
900	800	PSKT 95/08io1	--	PSKT 95/08io8	PSKH 95/08io8
1300	1200	PSKT 95/12io1	PSKH 95-12io1	PSKT 95/12io8	PSKH 95/12io8
1500	1400	PSKT 95/14io1	--	PSKT 95/14io8	PSKH 95/14io8
1700	1600	PSKT 95/16io1	PSKH 95-16io1	PSKT 95/16io8	PSKH 95/16io8
1900	1800	PSKT 95/18io1	--	PSKT 95/18io8	PSKH 95/18io8

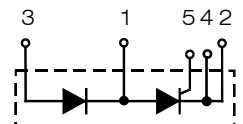


Symbol	Test Conditions	Maximum Ratings	
I_{TRMS}^1 , I_{FRMS} I_{TAVM}^2 , I_{FAVM}	$T_{VJ} = T_{VJM}$ $T_C = 85^\circ C$; 180° sine	180	A
		116	A
I_{TSM}^3 , I_{FSM}	$T_{VJ} = 45^\circ C$; $V_R = 0$	t = 10 ms (50 Hz), sine t = 8.3 ms (60 Hz), sine	2250 A 2400 A
	$T_{VJ} = T_{VJM}$ $V_R = 0$	t = 10 ms (50 Hz), sine t = 8.3 ms (60 Hz), sine	2000 A 2150 A
$\int i^2 dt$	$T_{VJ} = 45^\circ C$ $V_R = 0$	t = 10 ms (50 Hz), sine t = 8.3 ms (60 Hz), sine	25 300 A ² s 23 900 A ² s
	$T_{VJ} = T_{VJM}$ $V_R = 0$	t = 10 ms (50 Hz), sine t = 8.3 ms (60 Hz), sine	20 000 A ² s 19 100 A ² s
$(di/dt)_{cr}$	$T_{VJ} = T_{VJM}$ f = 50 Hz, t _p = 200 μs $V_D = 2/3 V_{DRM}$ $I_G = 0.45 A$ di _G /dt = 0.45 A/μs	repetitive, I _T = 250 A non repetitive, I _T = I _{TAVM}	150 A/μs 500 A/μs
$(dv/dt)_{cr}$	$T_{VJ} = T_{VJM}$; R _{GK} = ∞; method 1 (linear voltage rise)	$V_{DR} = 2/3 V_{DRM}$	1000 V/μs
P_{GM}	$T_{VJ} = T_{VJM}$ $I_T = I_{TAVM}$	t _p = 30 μs t _p = 300 μs	10 W 5 W
P_{GAV}			0.5 W
V_{RGM}			10 V
T_{VJ}			-40...+125 °C
T_{VJM}			125 °C
T_{stg}			-40...+125 °C
V_{ISOL}	50/60 Hz, RMS $I_{ISOL} \leq 1 mA$	t = 1 min t = 1 s	3000 V~ 3600 V~
M_d	Mounting torque (M5) Terminal connection torque (M5)		2.5-4.0/22-35 Nm/lb.in. 2.5-4.0/22-35 Nm/lb.in.
Weight	Typical including screws		90 g

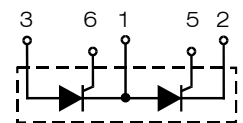
PSKT
Version 1



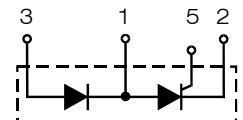
PSKH
Version 1



PSKT
Version 8



PSKH
Version 8



Features

- International standard package, JEDEC TO-240 AA
- Direct copper bonded Al₂O₃ -ceramic base plate
- Planar passivated chips
- Isolation voltage 3600 V~
- UL registered, E 148688
- Gate-cathode twin pins for version 1

Applications

- DC motor control
- Softstart AC motor controller
- Light, heat and temperature control

Advantages

- Space and weight savings
- Simple mounting with two screws
- Improved temperature and power cycling capability
- Reduced protection circuits

Data according to IEC 60747 and refer to a single thyristor/diode unless otherwise stated.